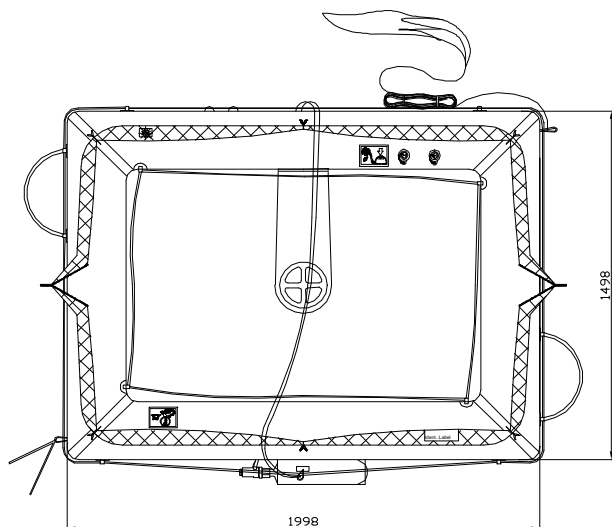

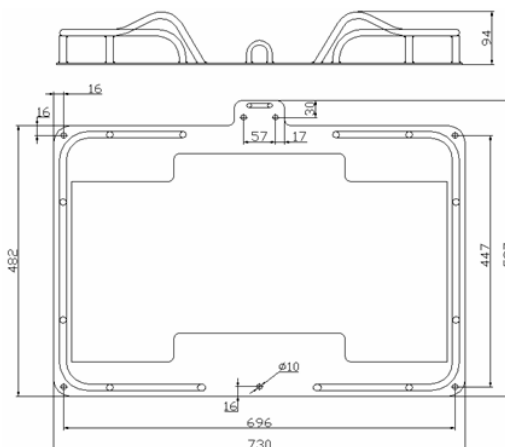
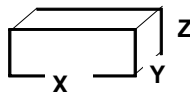


# PRO PECHE V 06 TO PU LOW PROFILE CONTAINER



**Plan de fixation du Ber**



06 MAN	ZODIAC		
<b>Container</b>	<b>PRO PECHE</b>		
Dimensions	X: 690 mm	Y: 440 mm	Z: 290 mm
	X: 2' 3,17"	Y: 1' 5,33"	Z: 11,42"
Liferaft Net Weight	29 kg / 64 pounds		
Max. height stowage	6 m / 20'		
Painter line length	10 m / 33'		
Inflation Cylinder	1 x 2,83 liter		
 <b>Crate</b>	X: 750 mm	Y: 630 mm	Z: 310 mm
	X: 2' 5,53"	Y: 2' 0,81"	Z: 1' 0,21"
	31 kg / 69 pounds		
	0,147 m3 / 5,18 cubic foot		
<b>Weight of liferaft + cradle</b>	35,5 kg / 79 pounds		

<b>Approvals:</b>	<b>MMF</b>	
PRO PECHE V 06 TO PU 03062010 KLT.doc	Issue : 2	Date: 03/06/2010

Dimensions and weight +/- 5%  
SURVITEC SAS reserves the right to change specification without notice.  
For installation, add minimum +10mm for clearance to dimensions of the container.